

NAUTILUS

Plafoniere stagno in policarbonato.
Waterproof ceiling lamps in polycarbonate.



Materiale
policarbonato

Colore
silver

Temperatura colore
4000K

Driver
integrato

Durata e on/off
50.000 h
>25.000 on/off

Material
polycarbonate

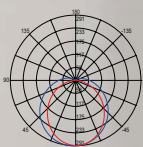
Colour
silver

Colour temperature
4000K

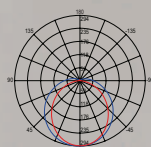
Driver
built-in

Life time and on/off
50.000 h
>25.000 on/off

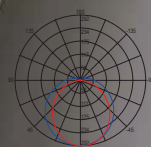
Fotometria del prodotto / Photometric curve



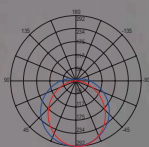
LED-NAUTILUS-60



LED-NAUTILUS-120



LED-NAUTILUS-150



LED-NAUTILUS-PRO

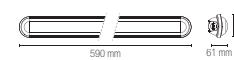


technical information **NAUTILUS**



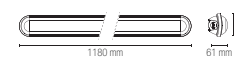
LED-NAUTILUS-60
8031414876501

lumen	2900 lm	colour temp.	4000K
watt	21W	colour	silver
beam angle	120°		
pf	-		



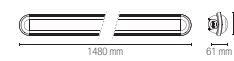
LED-NAUTILUS-120
8031414876518

lumen	5400 lm	colour temp.	4000K
watt	40W	colour	silver
beam angle	120°		
pf	0.90		



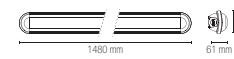
LED-NAUTILUS-150
8031414876525

lumen	7500 lm	colour temp.	4000K
watt	55W	colour	silver
beam angle	120°		
pf	0.90		



LED-NAUTILUS-PRO
8031414876532

lumen	10600 lm	colour temp.	4000K
watt	80W	colour	silver
beam angle	120°		
pf	0.90		



LED-NAUTILUS-120HP
8031414876512

lumen	5400 lm	colour temp.	4000K
emergency light	3 h - 4W - 560 lm	colour	silver
watt	40W		
beam angle	120°		
pf	0.90		



16 hours Batterie per emergenza inclusa / Included emergency battery
LifePo4 1500mAh, 3000mAh



NAUTILUS-SENS
8031414878758



In un ambiente sufficientemente luminoso il sensore accende la lampada non si accende anche se viene rilevato movimento.

With sufficient ambient light, the light will not be switched on even if with motion signal.



In un ambiente poco luminoso il sensore accende la lampada non appena viene rilevato un movimento.

With insufficient ambient light, the sensor switches on the light when motion is detected.



Trascorso il tempo di attesa, il sensore spegne la lampada quando non viene rilevato movimento.

After elapse of hold time, the sensor switches off the light when no motion is detected.