



LLD3P-108040



LLDAL-108040



LLDBA-108040

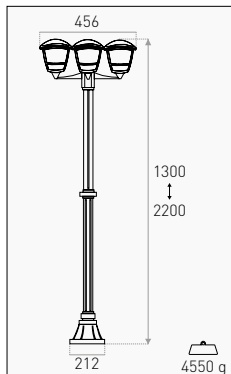


LLDSE-108040

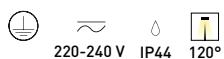




220 cm



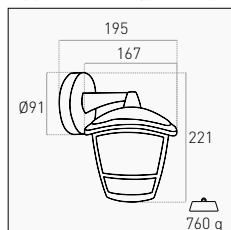
3 x 10 W	1.850 lm	4000K	LLD3P-108040	1/1	228,00 €
----------	----------	-------	---------------------	-----	----------




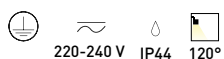
TECHNICAL NOTES

ALTEZZA REGOLABILE
ADJUSTABLE HEIGHT

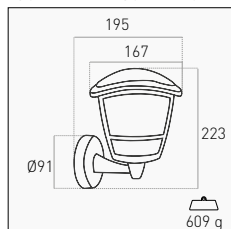
DISCENDENTE DESCENDING



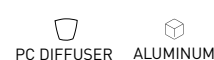
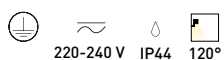
10 W	806 lm	Standard	4000K	LLDAL-108040	1/6	43,00 €
------	--------	----------	-------	---------------------	-----	---------



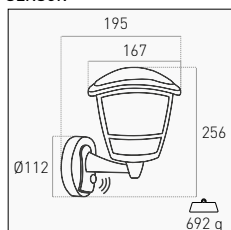
ASCENDENTE ASCENDING



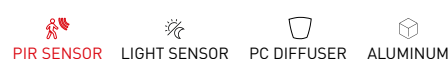
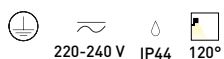
10 W	806 lm	Standard	4000K	LLDDBA-108040	1/6	43,00 €
------	--------	----------	-------	----------------------	-----	---------



SENSOR



10 W	806 lm	PIR Sensor	4000K	LLDSE-108040	1/6	50,50 €
------	--------	------------	-------	---------------------	-----	---------



OPERATING MODE

Al tramonto, ON al rilevamento del movimento, il suo tempo di accensione varia dai 10 secondi ai 5 minuti. I lux sono regolabili.
At sunset, ON upon motion detection, working time is variable from 10 seconds to 5 minutes. Lux are adjustable.

Lampione ed applique in alluminio con verniciatura ad elettroforesi. Progettati per ambienti esterni, resistenti alla corrosione.

Garden lamp and applique in aluminum with electrophoresis painting, designed for outdoor environments, resistant to corrosion.



OPTIONAL

SORGENTE LED DI RICAMBO CON DRIVER
SPARE LED SOURCE WITH DRIVER



10 W	806 lm	4000K	RSLLD	1/100	15,50 €
------	--------	-------	--------------	-------	---------